



Ministry of
Transportation
and Infrastructure

COMPLIANCE CIRCULAR

NO. 07-17

**Issued November 17, 2017
Amended December 18, 2019
Amended December 21, 2021**

SUBJECT: Temporary Increase to Steer Axle Weights for Specified Pre-Approved Logging Truck Configurations by General Authorization

Managers, Victoria	Passenger Transportation Board	Commercial Transport Insp.
Regional CVSE Managers	Trucking Industry	(Inspection Stations)
Area Vehicle Inspectors	Carrier Safety Inspectors	ICBC
Deputy Director, CVSE	Government Agents	
ADM, Highways Department	Law Enforcement Agencies	

PURPOSE OF CIRCULAR

To advise that the temporary increase for steering axle weights and subsequent overall weights for pre-approved logging truck configurations involving pole trailers and full trailers, which became effective February 6, 2017, is extended pending the results of an ongoing study. Tractor semi-trailer combinations, including B-Trains, are not included in this allowance.

Steering axles for these pre-approved configurations may be up to 9,100 kg, with overall Gross Combination Vehicle Weight (GCVW) for specific combinations increasing accordingly. This extended authorization is valid until **December 31, 2022**, or until a more permanent decision is made, whichever occurs sooner.

It is important to note that tire loading is still limited to a maximum of 110 kg/cm of tire width, manufacturers' ratings must not be exceeded, maximum weights for other axle groups are unchanged, and the gross combination vehicle weight (GCVW) must not exceed 63,500 kg. Winter and summer logging allowances from [section 7.26](#) of the Commercial Transport Regulations still apply to other axle groups in the combinations.

BACKGROUND

In an effort to reduce confusion regarding maximum steering axle allowances for logging trucks, the Ministry has temporarily authorized increased steering axle weights on a limited number of pre-approved configurations while awaiting the results of an ongoing study. The study is examining dynamic performance and will inform some more permanent decisions about weights on logging configurations.

This general authorization includes pre-approved full trailer, quad axle trailer and pole trailer combinations, but excludes tractor semi-trailer combinations, including B-Train's. The specific configurations granted increased steering axle limits under this temporary authority, as well as updated overall GCVW's, can be found on the attached "Logging Truck Configurations" poster.

Note: Industry should exercise caution when investing in new equipment during this allowance period. Steer axle weight allowances for affected vehicles on the attached poster are **temporary** and, pending the results of the ongoing study, may be reduced in the future.

This allowance is authorized pursuant to the general authority granted to the Director of Commercial Vehicle Safety under section 7.02(1) of the Commercial Transport Regulations.

Questions about the authorizations may be directed to the Commercial Transport Program, at commercial.transport@gov.bc.ca.

Yours truly,

A handwritten signature in black ink, appearing to read 'SEburne', with a long horizontal line extending to the right.

Samantha Eburne
Director, Commercial Vehicle Safety and Enforcement Branch
Ministry of Transportation and Infrastructure

Attachment: 4291 – CVSE Truck Poster Temp02.pdf

LOGGING TRUCK CONFIGURATIONS

Temporary Weight Limits • Steer axle weights on pole and full trailer configurations may reach 9,100 kg until December 31, 2022—or until a more permanent decision is made—whichever occurs sooner. This is a TEMPORARY MEASURE pending results of an ongoing study. Maximum tire loading limit of 110 kg/cm applies to all axles and manufacturer's ratings must not be exceeded. GCVW of 63,500 kg including all allowances may not be exceeded by any combination.

3A – TANDEM DRIVE SELF LOADER



4A – TRIDEM DRIVE SELF LOADER



5A – TANDEM DRIVE, TANDEM AXLE (HAYRACK) SEMI TRAILER



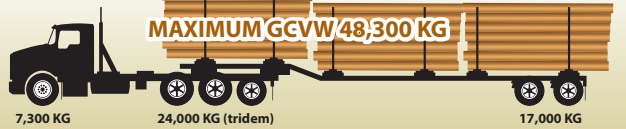
5B – TANDEM DRIVE, TANDEM POLE TRAILER



6A – TRIDEM DRIVE, TANDEM POLE TRAILER



6B – TRIDEM DRIVE, TANDEM AXLE (HAYRACK) SEMI TRAILER



6C – TANDEM DRIVE, TRIDEM AXLE (HAYRACK) SEMI TRAILER



6D – TANDEM DRIVE, TRIDEM POLE TRAILER



6E – TANDEM DRIVE, SINGLE AXLE JEEP, TANDEM POLE TRAILER



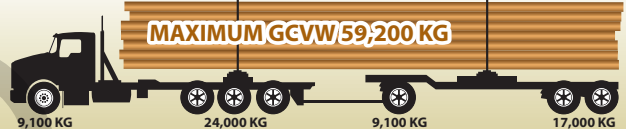
6F – TANDEM DRIVE, TRIAXLE POLE TRAILER (LONG LOGS)




6G – TANDEM DRIVE, TRIAXLE FULL TRAILER (SHORT LOGS)



7A – TRIDEM DRIVE, TRIAXLE POLE TRAILER (LONG LOGS)



7B – TRIDEM DRIVE, TRIAXLE FULL TRAILER (SHORT LOGS)



7C – TRIDEM DRIVE, TRIDEM POLE TRAILER



7D – TRIDEM DRIVE, TRIDEM AXLE (HAYRACK) SEMI TRAILER



7E – TANDEM DRIVE, QUAD AXLE TRAILER (SHORT LOGS)



7F – TANDEM DRIVE B-TRAIN (7 AXLE CONFIGURATION)



7G – TANDEM DRIVE, SINGLE AXLE JEEP, DOG LOGGER



7H – TANDEM DRIVE, SINGLE AXLE JEEP, TRIAXLE POLE TRAILER



7I – TANDEM DRIVE, TANDEM JEEP, TANDEM POLE TRAILER (LONG LOGS COMBO)



7J – TANDEM DRIVE, TANDEM JEEP, TANDEM POLE TRAILER (SHORT LOGS COMBO)




7K – TANDEM DRIVE, QUAD AXLE TRAILER (LONG LOGS)



8A – TRIDEM DRIVE, QUAD AXLE TRAILER (LONG LOGS)



8B – TRIDEM DRIVE, QUAD AXLE TRAILER (SHORT LOGS)



8C – TRIDEM DRIVE B-TRAIN (8 AXLE CONFIGURATION)



8D – TANDEM DRIVE SUPER B-TRAIN (8 AXLE CONFIGURATION)



Winter and summer logging allowances apply to maximum listed GCVW up to 63,500 kg for all logging configurations shown on the poster. Effective January 2017

See Circular 02/15 at www.cvse.ca/whatsnew.html for information about potential future trailer weight reductions affecting tridem, tri-axle and quad-axle pole trailers and tridem hayrack semi-trailers in logging applications.

CTR 7.26 – Summer: March 2 to November 30
Application of Summer and Winter weight allowances:

- single (non-steer) – 500 kg
- tandem/tridem – 1,100 kg
- combination – 1,500 kg

Winter: December 1 to March 1

- single (non-steer) – 500 kg
- tandem/tridem – 1,500 kg
- combination – 2,500 kg

BRITISH COLUMBIA
Ministry of Transportation and Infrastructure
Commercial Vehicle Safety and Enforcement

PLEASE REFER TO THE BC COMMERCIAL TRANSPORT REGULATIONS FOR APPLICABLE WEIGHTS AND DIMENSIONS